 <p>B.S. Aquino Drive, Bacolod City, Negros Occidental, 6100</p> <p>DR. PABLO O. TORRE MEMORIAL HOSPITAL</p>	Document Code:	DPOTMH-E-52-P01-S15
	Effective Date:	07-31-2022
	Document Type:	Standard Operating Procedure
	Page Number:	1 of 4
	Department/Section:	Blood Bank Section
	Document Title:	BLOOD TYPING

PURPOSE:

To outline the steps involved in processing Blood Typing Test to identify client's ABO type especially prior to blood transfusion.

SCOPE:


Applies to all Blood Bank Section Staff of Laboratory Department of Dr. Pablo O. Torre Memorial Hospital (DPOTMH)

PERSON RESPONSIBLE:

Medical Technologist (Medical Laboratory Scientist), Nurses, Clerks

GENERAL GUIDELINES:

1. Attending Physician shall order Blood typing request and shall be encoded in the system by the Nurse-on-duty.
2. A fresh blood sample shall be taken and collected in a lavender top / EDTA blood collecting tube.
3. Specimens collected shall be considered as biohazard material.
4. Proper patient identification shall be strictly observed by identifying the patient by their complete name and birthdate. Tubes shall be properly labeled with patient's complete name for it is crucial and needs emphasis in clinical settings.
5. Impervious gloves and proper protective equipment (PPE) / clothing shall be worn in adherence to Infection Prevention and Control Unit Protocol.

 <p>DR. PABLO O. TORRE MEMORIAL HOSPITAL</p>	Document Code:	DPOTMH-E-52-P01-S15
	Effective Date:	07-31-2022
	Document Type:	Standard Operating Procedure
	Page Number:	2 of 4
	Department/Section:	Blood Bank Section
	Document Title:	BLOOD TYPING

B.S. Aquino Drive,
Bacolod City,
Negros Occidental,
6100


PROCEDURE:

FORWARD TYPING

1. Prepare three (3) test tubes
2. Place 1 drop of anti-A serum in one test tube (labeled with "A" and patient's complete name) containing 1 cc saline
3. Place 1 drop of anti-B serum in another test tube (labeled with "B" and patient's complete name) containing 1 cc saline
4. Place 1 drop of anti-D serum in another test tube (labeled with "Rh" and patient's complete name) containing 1 cc saline
5. Place 1 drop of patient's red cell to each test tube.
6. Mix gently and centrifuge at 3,500 rpm for 2 minutes.
7. Resuspend gently and examine for agglutination.

Interpretation:

Anti-A	Anti-B	Group
O	O	O
+	O	A
O	+	B
+	+	AB


 <p>DR. PABLO O. TORRE MEMORIAL HOSPITAL</p> <p>B.S. Aquino Drive, Bacolod City, Negros Occidental, 6100</p>	Document Code:	DPOTMH-E-52-P01-S15
	Effective Date:	07-31-2022
	Document Type:	Standard Operating Procedure
	Page Number:	3 of 4
	Department/Section:	Blood Bank Section
	Document Title:	BLOOD TYPING

REVERSE TYPING


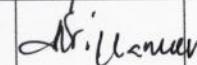





1. Prepare a 5% red cell suspension of Known A and Known B.
2. Place 2 drops of fresh serum to be tested in the test tube A and another 2 drops in test tube B.
3. Place 2 drops of prepared red cell suspension (Known A and Known B) in the corresponding tubes.
4. Centrifuge both tubes at 3,500 rpm for 1 minute
5. Examine for agglutination.

Interpretation:

Known A cells	Known B cells	Group
+	+	O
-	+	A
+	-	B
-	-	AB

 <p>DR. PABLO O. TORRE MEMORIAL HOSPITAL</p> <p>B.S. Aquino Drive, Bacolod City, Negros Occidental, 6100</p>	Document Code:	DPOTMH-E-52-P01-S15
	Effective Date:	07-31-2021
	Document Type:	Standard Operating Procedure
	Page Number:	4 of 4
	Department/Section:	Blood Bank Section
	Document Title:	BLOOD TYPING

APPROVAL:

	Name/Title	Signature	Date
Prepared by:	MELISSA THERESE B. LABAYEN, RMT Blood Bank Section Head		07.07.2022
Verified by:	MONICA B. VILLANUEVA, RN, RMT, PhD Laboratory Manager		7-7-2022
	MELANIE ROSE B. ZERRUDO, MD, FPSP Chair, Department of Pathology		7-7-2022
Reviewed by:	DENNIS C. ESCALONA, MN, FPSQua Quality Assurance Supervisor		7-7-2022
Recommending Approval by:	ROSARIO D. ABARING, MAN, PhD Ancillary Division Officer		07.07.2022
	FREDERIC IVAN L. TING, MD OIC - Total Quality Division		7-8-22
Approved by:	GENESIS GOLDI D. GOLINGAN President and CEO		9/7/22



DR. PABLO O. TORRE
MEMORIAL HOSPITAL

B.S. Aquino Drive,
Bacolod City,
Negros Occidental,
6100

Document Code:	DPOTMH-E-52-P01-WI15
Effective Date:	07-31-2022
Document Type:	Work Instruction
Page Number:	1 of 3
Department/Section:	Blood Bank Section
Document Title:	BLOOD TYPING

KEY TASKS	PERSON RESPONSIBLE
FORWARD TYPING	
1. Prepares the three (3) test tubes	Medical Technologist
2. Places 1 drop of anti-A serum in one test tube (labeled with "A" and patient's complete name) containing 1 cc saline.	Blood Donor
3. Places 1 drop of anti-B serum in another test tube (labeled with "B" and patient's complete name) containing 1 cc saline	Medical Technologist
4. Places 1 drop of anti-D serum in another test tube (labeled with "Rh" and patient's complete name) containing 1 cc saline	
5. Places 1 drop of patient's red cell to each test tube.	
6. Mixes gently and centrifuge at 3,500 rpm for 2 minutes.	
7. Resuspends gently and examine for agglutination.	



DR. PABLO O. TORRE
MEMORIAL HOSPITAL

B.S. Aquino Drive,
Bacolod City,
Negros Occidental,
6100

Document Code:	DPOTMH-E-52-P01-WI15
Effective Date:	07-31-2022
Document Type:	Work Instruction
Page Number:	2 of 3
Department/Section:	Blood Bank Section
Document Title:	BLOOD TYPING

REVERSE TYPING

1. Prepares a 5% red cell suspension of Known A and Known B.
2. Places 2 drops of fresh serum to be tested in the test tube A and another 2 drops in test tube B.
3. Places 2 drops of prepared red cell suspension (Known A and Known B) in the corresponding tubes.
4. Centrifuges both tubes at 3,500 rpm for 1 minute
5. Examines for agglutination.

Medical Technologist










DR. PABLO O. TORRE
MEMORIAL HOSPITAL

B.S. Aquino Drive,
Bacolod City,
Negros Occidental,
6100

Document Code:	DPOTMH-E-52-P01-WI15
Effective Date:	07-31-2022
Document Type:	Work Instruction
Page Number:	3 of 3
Department/Section:	Blood Bank Section
Document Title:	BLOOD TYPING

APPROVAL:

	Name/Title	Signature	Date
Prepared by:	MELISSA THERESE B. LABAYEN, RMT Blood Bank Section Head		07-07-2022
Verified by:	MONICA B. VILLANUEVA, RN, RMT, PhD Laboratory Manager		7-7-2022
	MELANIE ROSE B. ZERRUDO, MD, FPSP Chair, Department of Pathology		7-7-2022
Reviewed by:	DENNIS C. ESCALONA, MN, FPSQua Quality Assurance Supervisor		07-07-2022
Recommending Approval by:	ROSARIO D. ABARING, MAN, PhD Ancillary Division Officer		07-07-2022
	FREDERIC IVAN L. TING, MD OIC - Total Quality Division		7-8-22
Approved by:	GENESIS GOLDI D. GOLINGAN President and CEO		9/7/22

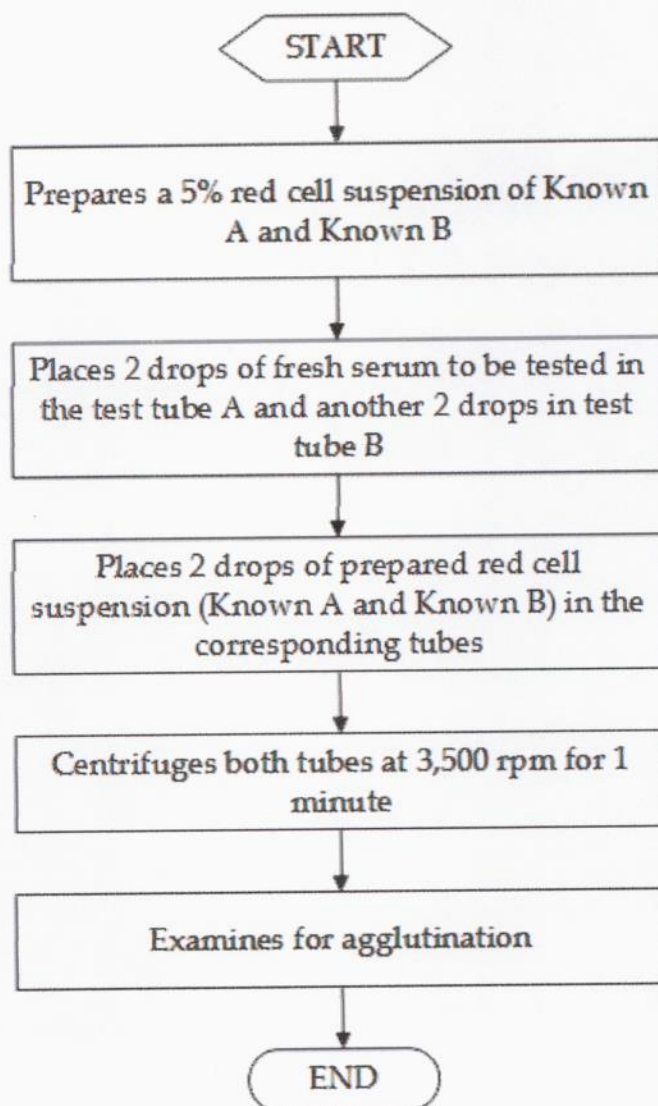



DR. PABLO O. TORRE
MEMORIAL HOSPITAL

B.S. Aquino Drive,
Bacolod City,
Negros Occidental,
6100





Document Code:	DPOTMH-E-52-P01-FC15
Effective Date:	07-31-2022
Document Type:	Flowchart
Page Number:	1 of 2
Department/Section:	Blood Bank Section
Document Title:	BLOOD TYPING

FLOWCHART



 <p>DR. PABLO O. TORRE MEMORIAL HOSPITAL</p> <p>B.S. Aquino Drive, Bacolod City, Negros Occidental, 6100</p>	Document Code:	DPOTMH-E-52-P01-FC15
	Effective Date:	07-31-2022
	Document Type:	Flowchart
	Page Number:	2 of 2
	Department/Section:	Blood Bank Section
	Document Title:	BLOOD TYPING

APPROVAL:

	Name/Title	Signature	Date
Prepared by:	MELISSA THERESE B. LABAYEN, RMT Blood Bank Section Head		07-07-2022
Verified:	MONICA B. VILLANUEVA, RN, RMT, PhD Laboratory Manager		7-7-2022
	MELANIE ROSE B. ZERRUDO, MD, FPSP Chair, Department of Pathology		7-7-2022
Reviewed:	DENNIS C. ESCALONA, MN, FPCHA, FPSQua Quality Assurance Supervisor		7-07-2022
Recommending Approval:	ROSARIO D. ABARING, MAN, PhD Ancillary Division Officer		07-07-2022
	FREDERIC IVAN L. TING, MD OIC-Total Quality Division		7-8-22
Approved:	GENESIS GOLDI D. GOLINGAN President and CEO		9/7/22